

## Efficient Construction of 4-aryl-5,8-epiminobenzo[7]annulenes based on a Cascade Michael/Cyclization Reaction

Dao-Cai Wang\*, Yi Luo, Jian-Jun Li, Chi Zhang and Xiao-Peng Liu\*\*

Hubei Key Laboratory of Biologic Resources Protection and Utilization, School of Biological Science and Technology, Hubei Minzu University, Enshi, 445000, P. R. China

daocaiwang@yeah.net\*, Liuxp999@163.com\*\*

(Received on 11<sup>th</sup> February 2020, accepted in revised form 23<sup>rd</sup> November 2020)

**Summary:** A practical method was developed for the gain of potentially biologically active 4-aryl-5,8-epiminobenzo[7]annulenes using tropinone as starting material with an azabicyclo[3.2.1]octan skeleton. In an effort to improve product yield, reaction process conditions were optimized and the cascade Michael/cyclization reaction went most smoothly using tetrahydrofuran as solvent in the presence of DBU at 60°C for 10 hours. More diverse 4-aryl-5,8-epiminobenzo[7]annulenes were synthesized in good yields and structurally identified by NMR, FTIR and mass spectrometry analysis. The assembly of the heterocyclic core proceeds by a cascade Knoevenagel condensation, Michael addition and cyclocondensation sequence with a broad substrate applicability and good functional group tolerance.

**Keywords:** Tropinone; 5,8-epiminobenzo[7]annulenes; DBU; Michael addition; Cyclization

### Introduction

The 5,8-epiminobenzo[7]annulene skeleton is widely distributed in natural products as well as synthetic compounds with various valuable biological activity, such as anticonvulsant [1-2], *N*-methyl-*D*-aspartate (NMDA) antagonist [3-5], phenylethanolamine *N*-methyltransferase (PNMT) inhibitor [6], antitumor [7-8] and treatment of type 2 diabetes [9]. Simultaneously, the compound contains a 5,8-epiminobenzo[7]annulene skeleton can be used as a raw material for the synthesis of other useful compounds [10-12]. The medicinal relevance and other important applications of 5,8-epiminobenzo[7]annulene derivatives have attracted more and more attention among synthetic chemists, and a lot of different synthesis methods were explored and proposed for the gain of 5,8-epiminobenzo[7]annulene frameworks. In its characteristic molecular structure, a pyrrolidine ring was essentially contained. As an efficient way for the assembly of pyrrolidine ring, 1,3-dipolar cycloaddition with azomethine ylides can be employed for the design of 5,8-epiminobenzo[7]annulenes, such as asymmetric [3+2]-dipolar cycloaddition [13-14], cycloisomerization/dipolar cycloaddition [15-16], dehydrogenative [3+2] cycloaddition [17] and intramolecular cross [3+2] cycloaddition [18]. In addition, a few different synthesis strategies, including radical translocation/cyclization [19], cyclization [20], intramolecular alkene carboamination [21], intramolecular ring closure [22], tandem C-H

amination [23], hydroamination [24], and formal carbenoid insertion into the C–N bond in amide [25], have been developed for the construction of 5,8-epiminobenzo[7]annulene skeleton. Although rich and diverse synthetic strategies have been explored, it is still a great challenge for the proposal of more novel methods with high efficiency and operability.

Recently, tropinone has been taken as a structural core for the gain of various tropinone derivatives. Some of these compounds were obtained through the reaction of tropinone and aromatic aldehydes, such as 2,4-di(*E*-arylidene)-8-azabicyclo[3.2.1]octan-3-ones [26-28], 2-((*E*-arylidene)-8-azabicyclo[3.2.1]octan-3-ones [29-30], and 2-(hydroxy(aryl)methyl)-8-azabicyclo[3.2.1]octan-3-ones [31-33]. Moreover, these compounds can be further converted to other heterocyclic compounds [34-36]. In addition, 2-(8-azabicyclo[3.2.1]octan-3-ylidene)malononitriles can be synthesized by the reaction between tropinone analogs and malononitrile, and can be used as a raw material in many other reactions [37]. However, there was few research about the direct synthesis of 4-aryl-5,8-epiminobenzo[7]annulenes through one-pot reaction of tropinone, malononitrile and aldehydes. As a classical methodology, the Michael addition was a powerful tool for constructing new carbon–carbon bond playing a key role in many multicomponent reactions (MCR) especially in the construction of novel ring, which converted at least three different and

easily accessible starting materials to the expected products in only one step with reduced consumption, increased output and simplified operation [38-40]. Therefore, we try hard to supplement a different and effective method for the preparation of a series of 4-aryl-5,8-epiminobenz[7]annulenes by a tandem Michael addition–Cyclization reaction with acceptable results.

## Experimental

All chemical reagents needed in the experiment were purchased from some reliable reagent companies and used as received. Thin layer chromatography (TLC) was used for the analysis of all reaction process, and column chromatography was applied to separate target compounds. The NMR spectra with the reported chemical shifts in ppm were applied for the structure characterization of all target compounds, and sample test was carried out on a Bruker AM400 NMR spectrometer utilizing tetramethylsilane (TMS) as the internal standard. The IR spectra of all products were determined by a Thermo Fisher FTIR spectrometer. Negative ion TOF-MS data of all compounds were acquired from an Agilent mass spectrometer.

General experiment process and operation steps for the one-pot synthesis of 4-aryl-5,8-epiminobenz[7]annulenes **4**: Tropinone **1** (0.3 mmol), malononitrile **2** (1.2 mmol), aromatic aldehydes **3** (0.3 mmol) and DBU (0.6 mmol) were taken and added to dry glass tubes equipped with a stirring bar, and then 3mL tetrahydrofuran was added to dissolve the reactants. All reaction tubes were placed in a constant-temperature oil bath, the reaction temperature was set at 60°C, and the reaction solution was stirred for 10 hours. Subsequently, the desired product was isolated by column chromatography utilizing petroleum ether/ethyl acetate (1:1, v/v) as eluent. Finally, target product was concentrated making the use of a rotary evaporator and the residual organic solvent was removed by a vacuum drying oven. The spectral data of pure compounds is listed as follows.

Compound **4a**: Yellow solid; mp: 272-273°C. <sup>1</sup>H NMR (CDCl<sub>3</sub>): δ = 7.69-7.08 (m, 4H, Ar-H), 5.10 (s, 2H, NH<sub>2</sub>), 3.59-3.57 (m, 1H), 3.53-3.50 (m, 1H), 3.36-3.27 (m, 1H), 2.69-2.64 (m, 1H), 2.27 (s, 3H, CH<sub>3</sub>), 2.18-2.09 (m, 2H, CH<sub>2</sub>), 1.74-1.57 (m, 2H, CH<sub>2</sub>). IR (KBr): 3382, 3117, 2922, 2849, 2796, 2213, 1566, 1490, 1449, 1296, 1266, 1254, 1236, 1159, 1140, 1071, 1011, 826, 787, 754cm<sup>-1</sup>. MS-ESI: *m/z* 391.06 [M-H]<sup>-</sup>.

Compound **4b**: Yellow solid; mp: 296-298°C. <sup>1</sup>H NMR (CDCl<sub>3</sub>): δ = 7.16-7.10 (m, 4H, Ar-H), 4.99 (s, 2H, NH<sub>2</sub>), 3.51-3.49 (m, 1H), 3.43-3.41 (m, 1H), 3.26-3.20 (m, 1H), 2.60-2.55 (m, 1H), 2.18 (s, 3H, CH<sub>3</sub>), 2.15-2.03 (m, 2H, CH<sub>2</sub>), 1.66-1.61 (m, 2H, CH<sub>2</sub>). IR (KBr): 3387, 3238, 2923, 2849, 2797, 2217, 1606, 1564, 1512, 1484, 1454, 1296, 1258, 1231, 1158, 834, 787, 752cm<sup>-1</sup>. MS-ESI: *m/z* 331.14 [M-H]<sup>-</sup>.

Compound **4c**: Yellow solid; mp: 275-277°C. <sup>1</sup>H NMR (CDCl<sub>3</sub>): δ = 7.44-7.05 (m, 4H, Ar-H), 5.02 (s, 2H, NH<sub>2</sub>), 3.49-3.48 (m, 1H), 3.43-3.40 (m, 1H), 3.26-3.20 (m, 1H), 2.59-2.55 (m, 1H), 2.17 (s, 3H, CH<sub>3</sub>), 2.14-2.01 (m, 2H, CH<sub>2</sub>), 1.70-1.48 (m, 2H, CH<sub>2</sub>). IR (KBr): 3382, 3237, 3124, 2919, 2848, 2797, 2214, 1567, 1494, 1451, 1296, 1255, 1237, 1159, 1141, 1092, 1014, 829, 791, 756cm<sup>-1</sup>. MS-ESI: *m/z* 347.11 [M-H]<sup>-</sup>.

Compound **4d**: Pale yellow solid; mp: 278-280°C. <sup>1</sup>H NMR (CDCl<sub>3</sub>): δ = 7.47-7.07 (m, 4H, Ar-H), 5.06 (s, 2H, NH<sub>2</sub>), 3.57-3.47 (m, 2H), 3.33-3.28 (m, 1H), 2.67-2.61 (m, 1H), 2.25 (3H, CH<sub>3</sub>), 2.22-2.07 (m, 2H, CH<sub>2</sub>), 1.73-1.63 (m, 2H, CH<sub>2</sub>). IR (KBr): 3387, 3312, 3122, 2924, 2849, 2794, 2211, 1564, 1452, 1354, 1296, 1255, 1237, 1162, 1140, 1079, 927, 887, 780, 751, 717cm<sup>-1</sup>. MS-ESI: *m/z* 347.11 [M-H]<sup>-</sup>.

Compound **4e**: Black solid; mp: 288-290°C. <sup>1</sup>H NMR (CDCl<sub>3</sub>): δ = 8.05-7.33 (m, 4H, Ar-H), 5.03 (s, 2H, NH<sub>2</sub>), 3.45-3.37 (m, 2H), 3.28-3.22 (m, 1H), 3.09 (s, 3H, CH<sub>3</sub>), 2.63-2.58 (m, 1H), 2.18 (s, 3H, CH<sub>3</sub>), 2.15-2.02 (m, 2H, CH<sub>2</sub>), 1.65-1.61 (m, 2H, CH<sub>2</sub>). IR (KBr): 3359, 3252, 3065, 2923, 2870, 2211, 1568, 1493, 1450, 1400, 1303, 1150, 1087, 1062, 960, 766, 545cm<sup>-1</sup>. MS-ESI: *m/z* 391.13 [M-H]<sup>-</sup>.

Compound **4f**: Tawny solid; mp: 270-272°C. <sup>1</sup>H NMR (CDCl<sub>3</sub>): δ = 7.73-7.25 (m, 4H, Ar-H), 5.04 (s, 2H, NH<sub>2</sub>), 3.44-3.42 (m, 2H), 3.28-3.22 (m, 1H), 2.61-2.57 (m, 1H), 2.18 (s, 3H, CH<sub>3</sub>), 2.08-1.97 (m, 2H, CH<sub>2</sub>), 1.66-1.61 (m, 2H, CH<sub>2</sub>). IR (KBr): 3342, 3233, 3061, 2953, 2920, 2850, 2801, 2223, 1570, 1467, 1406, 1331, 1287, 1270, 1167, 1124, 1106, 1068, 1023, 864, 840cm<sup>-1</sup>. MS-ESI: *m/z* 381.14 [M-H]<sup>-</sup>.

Compound **4g**: Pale yellow solid; mp: 191-193°C. <sup>1</sup>H NMR (CDCl<sub>3</sub>): δ = 7.77-7.39 (m, 4H, Ar-H), 5.09 (s, 2H, NH<sub>2</sub>), 3.52-3.46 (m, 2H), 3.35-3.29 (m, 1H), 2.69-2.63 (m, 1H), 2.25 (3H, CH<sub>3</sub>), 2.20-2.02 (m, 2H, CH<sub>2</sub>), 1.79-1.70 (m, 2H, CH<sub>2</sub>). IR (KBr): 3373, 3226, 2925, 2853, 2216, 1571, 1449, 1354, 1326, 1308, 1270, 1168, 1122, 1073, 809, 703cm<sup>-1</sup>. MS-ESI: *m/z* 381.14 [M-H]<sup>-</sup>.

Compound **4h**: Yellow solid; mp: 249-250°C. <sup>1</sup>H NMR (CDCl<sub>3</sub>): δ = 7.84-7.32 (m, 4H, Ar-H), 5.11 (s, 2H, NH<sub>2</sub>), 3.52-3.45 (m, 2H), 3.34-3.30 (m, 1H), 2.68-2.64 (m, 1H), 2.25 (s, 3H, CH<sub>3</sub>), 2.22-2.08 (m, 2H, CH<sub>2</sub>), 1.69-1.56 (m, 2H, CH<sub>2</sub>). IR (KBr): 3340, 3233, 2921, 2852, 2230, 1568, 1511, 1455, 1351, 1287, 1263, 1167, 1136, 1107, 1071, 868, 845cm<sup>-1</sup>. MS-ESI: *m/z* 338.15 [M-H]<sup>-</sup>.

Compound **4i**: Yellow solid; mp: 297-298°C. <sup>1</sup>H NMR (CDCl<sub>3</sub>): δ = 8.33-7.32 (m, 4H, Ar-H), 5.05 (s, 2H, NH<sub>2</sub>), 3.45-3.39 (m, 2H), 3.28-3.23 (m, 1H), 2.63-2.58 (m, 1H), 2.18 (s, 3H, CH<sub>3</sub>), 2.15-2.03 (m, 2H, CH<sub>2</sub>), 1.64-1.57 (m, 2H, CH<sub>2</sub>). IR (KBr): 3352, 3241, 2922, 2850, 2218, 1565, 1517, 1454, 1344, 1264, 1104, 1016, 850, 733, 702cm<sup>-1</sup>. MS-ESI: *m/z* 358.14 [M-H]<sup>-</sup>.

Compound **4j**: Tawny fawn solid; mp: 261-262°C. <sup>1</sup>H NMR (CDCl<sub>3</sub>): δ = 8.30-7.46 (m, 4H, Ar-H), 5.07 (s, 2H, NH<sub>2</sub>), 3.45-3.38 (m, 2H), 3.28-3.23 (m, 1H), 2.64-2.56 (m, 1H), 2.19 (3H, CH<sub>3</sub>), 2.12-1.99 (m, 2H, CH<sub>2</sub>), 1.73-1.63 (m, 2H, CH<sub>2</sub>). IR (KBr): 3384, 3181, 2924, 2852, 2215, 1566, 1528, 1452, 1350, 1296, 1258, 1233, 1163, 1140, 927, 860, 795, 732, 702cm<sup>-1</sup>. MS-ESI: *m/z* 358.14 [M-H]<sup>-</sup>.

Compound **4k**: Yellowish-brown solid; mp: 250-251°C. <sup>1</sup>H NMR (CDCl<sub>3</sub>): δ = 7.16-6.92 (m, 4H, Ar-H), 4.96 (s, 2H, NH<sub>2</sub>), 3.80 (s, 3H, OCH<sub>3</sub>), 3.59-3.58 (m, 1H), 3.43-3.40 (m, 1H), 3.26-3.20 (m, 1H), 2.59-2.54 (m, 1H), 2.18 (s, 3H, CH<sub>3</sub>), 2.15-2.05 (m, 2H, CH<sub>2</sub>), 1.67-1.52 (m, 2H, CH<sub>2</sub>). IR (KBr): 3382, 3136, 2921, 2849, 2214, 1610, 1565, 1516, 1450, 1348, 1292, 1252, 1173, 1034, 831, 786cm<sup>-1</sup>. MS-ESI: *m/z* 342.90 [M-H]<sup>-</sup>.

Compound **4l**: Yellowish-brown solid; mp: 221-222°C. <sup>1</sup>H NMR (CDCl<sub>3</sub>): δ = 7.01-6.69 (m, 3H, Ar-H), 5.06 (s, 2H, NH<sub>2</sub>), 3.95 (s, 3H, OCH<sub>3</sub>), 3.89 (3H, OCH<sub>3</sub>), 3.70-3.67 (m, 1H), 3.52-3.49 (m, 1H), 3.34-3.28 (m, 1H), 2.68-2.62 (m, 1H), 2.25 (3H, CH<sub>3</sub>), 2.22-2.12 (m, 2H, CH<sub>2</sub>), 1.82-1.59 (m, 2H, CH<sub>2</sub>). IR (KBr): 3388, 3150, 2918, 2848, 2213, 1604, 1567, 1517, 1464, 1449, 1409, 1349, 1318, 1296, 1258, 1235, 1136, 1022cm<sup>-1</sup>. MS-ESI: *m/z* 373.17 [M-H]<sup>-</sup>.

Compound **4m**: Tawny solid; mp: 242-245°C. <sup>1</sup>H NMR (CDCl<sub>3</sub>): δ = 7.36-7.09 (m, 4H, Ar-H), 5.04 (s, 2H, NH<sub>2</sub>), 3.65-3.63 (m, 1H), 3.51-3.48 (m, 1H), 3.33-3.28 (m, 1H), 3.01-2.94 (m, 1H, CH), 2.66-2.61 (m, 1H), 2.25 (s, 3H, CH<sub>3</sub>), 2.22-2.04 (m, 2H, CH<sub>2</sub>), 1.77-1.71 (m, 2H, CH<sub>2</sub>), 1.31 (d, 6H, 2CH<sub>3</sub>). IR (KBr):

3397, 3314, 3182, 2967, 2922, 2850, 2796, 2217, 1565, 1451, 1294, 1265, 1252, 1236, 1160, 1138, 1053, 1021, 923, 834, 801, 764, 719cm<sup>-1</sup>. MS-ESI: *m/z* 355.20 [M-H]<sup>-</sup>.

Compound **4n**: Yellow solid; mp: 287-289°C. <sup>1</sup>H NMR (CDCl<sub>3</sub>): δ = 8.00-7.27 (m, 7H, Ar-H), 5.09 (s, 2H, NH<sub>2</sub>), 3.65-3.62 (m, 1H), 3.51-3.48 (m, 1H), 3.37-3.31 (m, 1H), 2.70-2.65 (m, 1H), 2.24 (3H, CH<sub>3</sub>), 2.21-2.04 (m, 2H, CH<sub>2</sub>), 1.82-1.76 (m, 2H, CH<sub>2</sub>). IR (KBr): 3398, 3189, 2922, 2849, 2797, 2213, 1564, 1447, 1297, 1267, 1235, 1161, 1140, 816, 800, 785, 750cm<sup>-1</sup>. MS-ESI: *m/z* 363.17 [M-H]<sup>-</sup>.

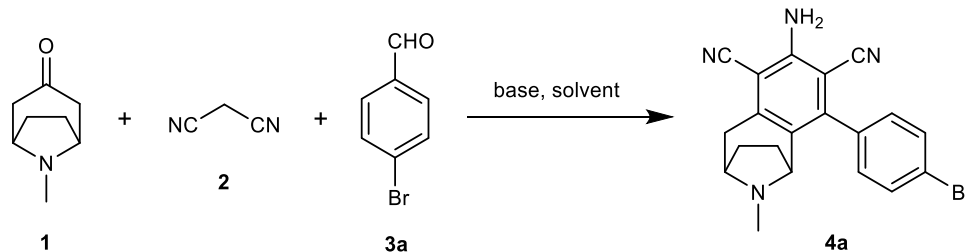
Compound **4o**: Yellow solid; mp: 315-317°C. <sup>1</sup>H NMR (CDCl<sub>3</sub>): δ = 7.53-7.10 (m, 3H, Ar-H), 5.07 (s, 2H, NH<sub>2</sub>), 3.80-3.78 (m, 1H), 3.51-3.48 (m, 1H), 3.33-3.27 (m, 1H), 2.65-2.60 (m, 1H), 2.26 (s, 3H, CH<sub>3</sub>), 2.23-2.17 (m, 2H, CH<sub>2</sub>), 1.82-1.57 (m, 2H, CH<sub>2</sub>). IR (KBr): 3389, 3237, 3099, 2923, 2850, 2797, 2216, 1564, 1454, 1297, 1258, 1237, 1161, 1144, 1039, 842, 791, 712cm<sup>-1</sup>. MS-ESI: *m/z* 319.11 [M-H]<sup>-</sup>.

## Results and Discussion

Initially, we explored the three-component reaction of tropinone **1** (0.3 mmol), malononitrile **2** (0.6 mmol) and 4-bromobenzaldehyde **3a** (0.3 mmol) in the presence of 2 equiv DBU in toluene at 100°C for 10 hours. The product **4a** was isolated in 30% yield (Table-1, entry 1). Subsequently, other organic bases including pyrrolidine, piperidine, morpholine, triethylamine, triethylenediamine and sodium methanolate, were used in model reaction to find out the ideal organic base with the most extraordinary performance. To our disappointment, the model reaction with other organic bases did not show better results in the perspective of product yield (Table-1, entries 2-7). Therefore, DBU was the most prominent organic base and used in the next optimization of process conditions. Then, the reaction solvent was replaced with other organic solvents including ethylene glycol, DMF, DMSO, tetrahydrofuran, acetonitrile and methanol, and the experimental results were shown in Table-1 (entries 8-13). Experimental results indicated that product yield has been significantly improved when tetrahydrofuran was used as a solvent. Finally, we turned our attention to study the influences of different amounts of malononitrile, expecting that product yield may increase along with the addition of more malononitrile (Table-1, entry 11 and entries 14-16). When the amount of malononitrile was doubled, the reaction can proceed smoothly with highest yield. Through systematic screening, we have

established a direct and effective means for the preparation of 4-aryl-5,8-epiminobenzo[7]annulene derivative **4a** in 70% yield (Table-1, entry 15).

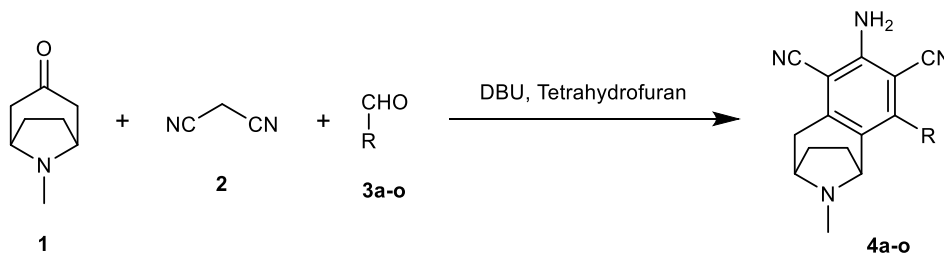
Table-1: Optimization of process conditions.



Entry	Solvent	Base	Equiv. of malononitrile	Temp (°C)	Yield of 4a <sup>a</sup> (%)
1	Toluene	DBU	2	100	30
2	Toluene	Pyrrolidine	2	100	20
3	Toluene	Piperidine	2	100	27
4	Toluene	Morpholine	2	100	13
5	Toluene	Triethylamine	2	100	18
6	Toluene	Triethylenediamine	2	100	9
7	MeOH	Sodium methanolate	2	60	7
8	Ethylene glycol	DBU	2	100	15
9	DMF	DBU	2	100	14
10	DMSO	DBU	2	100	32
11	Tetrahydrofuran	DBU	2	60	49
12	Acetonitrile	DBU	2	60	28
13	Methanol	DBU	2	60	37
14	Tetrahydrofuran	DBU	3	60	62
15	Tetrahydrofuran	DBU	4	60	70
16	Tetrahydrofuran	DBU	5	60	70

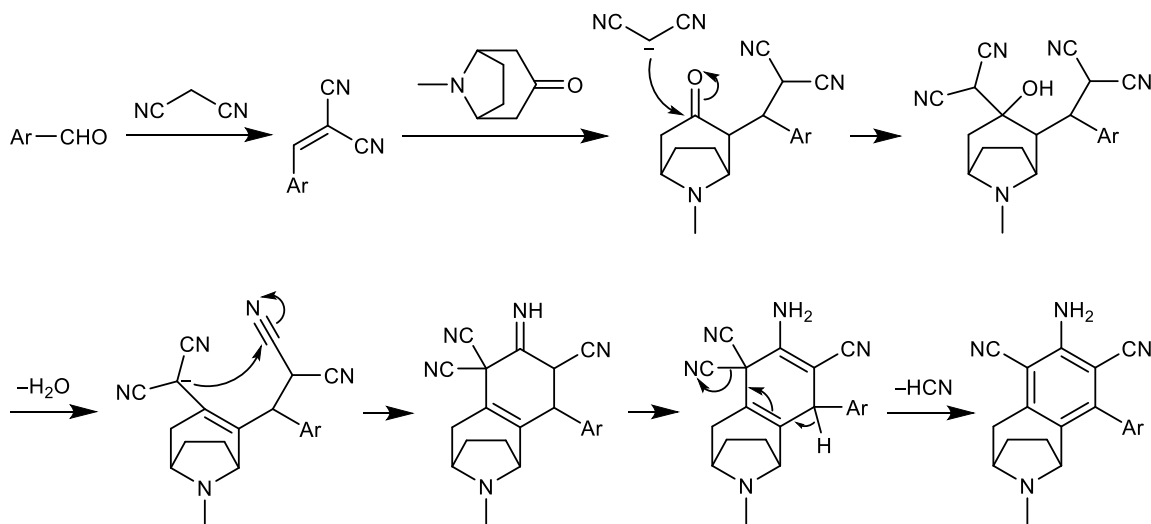
<sup>a</sup> Isolated yield after purification by silica gel column chromatography

Table-2: Synthesis of 4-aryl-5,8-epiminobenzo[7]annulene derivatives.



Entry	R (3)	Compound	Yield (%) <sup>a</sup>
1	4-BrC <sub>6</sub> H <sub>4</sub> (3a)	4a	70
2	4-FC <sub>6</sub> H <sub>4</sub> (3b)	4b	34
3	4-ClC <sub>6</sub> H <sub>4</sub> (3c)	4c	44
4	3-ClC <sub>6</sub> H <sub>4</sub> (3d)	4d	63
5	4-CH <sub>3</sub> SO <sub>2</sub> C <sub>6</sub> H <sub>4</sub> (3e)	4e	30
6	4-CF <sub>3</sub> C <sub>6</sub> H <sub>4</sub> (3f)	4f	39
7	3-CF <sub>3</sub> C <sub>6</sub> H <sub>4</sub> (3g)	4g	51
8	4-CNC <sub>6</sub> H <sub>4</sub> (3h)	4h	44
9	4-NO <sub>2</sub> C <sub>6</sub> H <sub>4</sub> (3i)	4i	34
10	3-NO <sub>2</sub> C <sub>6</sub> H <sub>4</sub> (3j)	4j	36
11	4-CH <sub>3</sub> OC <sub>6</sub> H <sub>4</sub> (3k)	4k	42
12	3,4-(CH <sub>3</sub> O) <sub>2</sub> C <sub>6</sub> H <sub>3</sub> (3l)	4l	41
13	4- <i>i</i> PrC <sub>6</sub> H <sub>4</sub> (3m)	4m	70
14	2-Naphthyl (3n)	4n	34
15	2-Thienyl (3o)	4o	35

<sup>a</sup> Isolated yield after purification by column chromatography.



Scheme-1: Reasonable mechanism for the tandem reactions.

With the optimum process conditions at hand, the exploration of substrate scope with regard to the above-mentioned reaction has become the next most pressing matter (Table-2). Firstly, different aromatic aldehydes containing halogen substituent **3a-d** were used for the reaction, and barely satisfying yields were obtained (Table-2, entries 1-4). Then, various aromatic aldehydes with an electron-withdrawing group **3e-j** were selected as the substrate for this reaction, and the corresponding final products **4e-j** have also been successfully synthesized (Table-2, entries 5-10). Afterwards, the substituent group in aromatic aldehydes were replaced by diversified electron-donating groups as substrate (Table-2, entries 11-13), and the reactions proceeded well, affording the target products **4k-m** with acceptable isolated yields (up to 70%). Furthermore, 2-naphthaldehyde **3n**, as a member of fused-ring compounds, was also transformed to the product **4n** smoothly (Table-2, entry 14). To further extend the application of the model reaction, heterocyclic analogue **3o** was employed in this procedure, and the desired target product **4o** was separated successfully (Table-2, entry 15).

A plausible mechanism for the one-pot reaction was outlined in Scheme-1. The reaction started from the Knoevenagel condensation of aromatic aldehydes and malononitrile, and the formed 2-arylidene malononitrile was then reacted with tropinone through a Michael addition reaction. Subsequently, the keto group in the intermediate product was nucleophilically attacked by another

activated malononitrile. Finally, a new benzene ring was successfully constructed by successive domino reactions, including dehydration, intramolecular nucleophilic addition and cyclization reaction.

## Conclusion

On balance, we have explored a candidate synthesis means for the preparation of potentially biologically active 4-aryl-5,8-epiminobenzo[7]annulenes through one-pot Michael/cyclization reaction of tropinone, malononitrile and aromatic aldehydes. Under optimized reaction process conditions, various 4-aryl-5,8-epiminobenzo[7]annulenes with different substituents were synthesized in good yield. The tandem domino reaction has broad industrial application prospect in organic and medicinal chemistry due to its notable advantages, such as extensive substrate scope, high atomic utilization efficiency, diminished costs as well as simple and practical operation process.

## Acknowledgements

All authors are appreciative for the financial aid from the Startup Foundation for Doctors of Hubei Minzu University (MY2017B027), Incubation Project for High-Level Scientific Research Achievements of Hubei Minzu University (PY20018), Scientific and Technological Innovation Program in Hubei Province (2017AKB077) and Open Fund of Hubei Key

Laboratory of Biologic Resources Protection and Utilization (PT012019).

## References

1. L. Gavernet, A. Talevi, E. A. Castro and L. E. Bruno-Blanch, A Combined Virtual Screening 2D and 3D QSAR Methodology for the Selection of New Anticonvulsant Candidates from a Natural Product Library, *QSAR Comb. Sci.*, **27**, 1120 (2008).
2. K. Funabashi, H. Ratni, M. Kanai and M. Shibasaki, Enantioselective Construction of Quaternary Stereocenter through a Reissert-Type Reaction Catalyzed by an Electronically Tuned Bifunctional Catalyst: Efficient Synthesis of Various Biologically Significant Compounds, *J. Am. Chem. Soc.*, **123**, 10784 (2001).
3. T. A. Lyle, C. A. Magill, S. F. Britcher, G. H. Denny, W. J. Thompson, J. S. Murphy, A. R. Knight, J. A. Kemp, G. R. Marshall, D. N. Middlemiss, E. H. F. Wong and P. S. Anderson, Structure and Activity of Hydrogenated Derivatives of (+)-5-Methyl-10,11-dihydro-5H-dibenzo[a,d]cyclohepten-5,10-imine (MK-801), *J. Med. Chem.*, **33**, 1047 (1990).
4. J. A. Monn, A. Thurkauf, M. V. Mattson, A. E. Jacobson and K. C. Rice, Synthesis and Structure-Activity Relationship of C5-Substituted Analogs of ( $\pm$ )-10,11-Dihydro-5H-dibenzo[a,d]cyclohepten-5,10-imine [( $\pm$ )-Desmethyl-MK801]: Ligands for the NMDA Receptor-Coupled Phencyclidine Binding Site, *J. Med. Chem.*, **33**, 1069 (1990).
5. W. J. Thompson, P. S. Anderson, S. F. Britcher, T. A. Lyle, J. E. Thies, C. A. Magill, S. L. Varga, J. E. Schwering, P. A. Lyle, M. E. Christy, B. E. Evans, C. D. Colton, M. K. Holloway, J. P. Springer, J. M. Hirshfield, R. G. Ball, J. S. Amato, R. D. Larsen, E. H. F. Wong, J. A. Kemp, M. D. Tricklebank, L. Singh, R. Oles, T. Priestly, G. R. Marshall, A. R. Knight, D. N. Middlemiss, G. N. Woodruff and L. L. Iversen, Synthesis and Pharmacological Evaluation of a Series of Dibenzo[a,d]cycloalkenimines as N-Methyl-D-aspartate Antagonists, *J. Med. Chem.*, **33**, 789 (1990).
6. G. L. Grunewald, D. J. Sall and J. A. Monn, Conformational and Steric Aspects of the Inhibition of Phenylethanolamine N-Methyltransferase by Benzylamines, *J. Med. Chem.*, **31**, 433 (1988).
7. S. Harada, R. Kato and T. Nemoto, Construction of Functionalized Azapolycyclic Architectures via Formal Amide Insertion at a Low Catalyst Loading of Copper Trifluoroacetylacetonate, *Adv. Synth. Catal.*, **358**, 3123 (2016).
8. D. Carvajal, S. Kennedy, A. Boustani, M. Lazar, S. Nguyen, J. C. DiCesare and R. J. Sheaff, Induction of Cell Death by a Novel Naphthoquinone Containing a Modified Anthracycline Ring System, *Chem. Biol. Drug Des.*, **78**, 764 (2011).
9. J. H. Xu, S. C. Zheng, J. W. Zhang, X. Y. Liu and B. Tan, Construction of Tropane Derivatives by the Organocatalytic Asymmetric Dearomatization of Isoquinolines, *Angew. Chem. Int. Ed.*, **55**, 11834 (2016).
10. K. G. M. Kou, J. J. Pflueger, T. Kiho, L. C. Morrill, E. L. Fisher, K. Clagg, T. P. Lebold, J. K. Kisunzu and R. Sarpong, A Benzyne-Insertion Approach to Hetsine-Type Diterpenoid Alkaloids: Synthesis of Cossonidine (Davisine), *J. Am. Chem. Soc.*, **140**, 8105 (2018).
11. K. M. Peese and D. Y. Gin, Asymmetric Synthetic Access to the Hetsine Alkaloids: Total Synthesis of (+)-Nominine, *Chem. Eur. J.*, **14**, 1654 (2008).
12. K. M. Peese and D. Y. Gin, Efficient Synthetic Access to the Hetsine C<sub>20</sub>-Diterpenoid Alkaloids. A Concise Synthesis of Nominine via Oxidoisoquinolinium-1,3-Dipolar and Dienamine-Diels-Alder Cycloadditions, *J. Am. Chem. Soc.*, **128**, 8734 (2006).
13. J. Jeong, H. S. Yeom, O. Kwon and S. Shin, Auxiliary-Controlled Asymmetric [3+2]-Dipolar Cycloaddition of Azomethine Ylides Generated from Au-Catalyzed Intramolecular Redox Reaction of Nitronyl Alkynes, *Chem. Asian J.*, **6**, 1977 (2011).
14. R. Narayan, J. O. Bauer, C. Strohmman, A. P. Antonchick and H. Waldmann, Catalytic Enantioselective Synthesis of Functionalized Tropanes Reveals Novel Inhibitors of Hedgehog Signaling, *Angew. Chem. Int. Ed.*, **52**, 12892 (2013).
15. Y. L. Du, Y. F. Zhu and Z. Y. Han, Pd(II)-Catalyzed Cycloisomerization/Dipolar Cycloaddition Cascade of N-Arylnitrone Alkynes with Olefins, *J. Org. Chem.*, **80**, 7732 (2015).
16. G. Y. Song, D. Chen, Y. Su, K. L. Han, C. L. Pan, A. Q. Jia and X. W. Li, Isolation of Azomethine Ylides and Their Complexes: Iridium(III)-Mediated Cyclization of Nitrone Substrates Containing Alkynes, *Angew. Chem. Int. Ed.*, **50**,

- 7791 (2011).
- H. J. Wang, L. Guo, C. F. Zhu, Y. F. Luo, Y. G. Li and X. Wu, Pd/C-Catalyzed Dehydrogenative [3 + 2] Cycloaddition for the Synthesis of Functionalized Tropanes, *Eur. J. Org. Chem.*, **39**, 5456 (2018).
  - B. X. Sun, J. Ren, S. Y. Xing and Z. W. Wang, Synthesis of (–)-Pyrido[3,4-b]homotropine (PHT) and (±)-PHT via an Intramolecular Cross [3+2] Cycloaddition Strategy, *Adv. Synth. Catal.*, **360**, 1529 (2018).
  - M. Ikeda, M. Hamada, S. A. A. El Bialy, K. Matsui, S. Kawakami, Y. Nakano, S. M. M. Bayomi and T. Sato, Synthesis of Bridged Benzoazabicyclic Compounds Using Radical Translocation/Cyclization Reactions of 1-Alkynyl-2-(o-Iodobenzoyl)tetrahydroisoquinolines, *Heterocycles*, **52**, 571 (2000).
  - Q. K. Li, X. P. Jiang, C. L. Fu and S. M. Ma, One-Pot Construction of Aza- or Oxa-Bridged Benzocycloheptanes from Readily Available 2,3-Allenyl Malonates or 2,3-Allenols and o-Iodobenzaldehyde or Imine, *Org. Lett.*, **13**, 466 (2011).
  - D. M. Schultz and J. P. Wolfe, Intramolecular Alkene Carboamination Reactions for the Synthesis of Enantiomerically Enriched Tropane Derivatives, *Org. Lett.*, **13**, 2962 (2011).
  - M. Y. Chang, Y. P. Huang, T. W. Lee and Y. L. Chen, Synthesis of Dizocilpine, *Tetrahedron*, **68**, 3283 (2012).
  - A. E. Bosnidou and K. Muñiz, Intermolecular Radical C(sp<sup>3</sup>)-H Amination under Iodine Catalysis, *Angew. Chem. Int. Ed.*, **58**, 7485 (2019).
  - K. H. V. Reddy, E. Yen-Pon, S. Cohen-Kaminsky, S. Messaoudi and M. Alami, Convergent Strategy to Dizocilpine MK-801 and Derivatives, *J. Org. Chem.*, **83**, 4264 (2018).
  - S. Harada, M. Kono, T. Nozaki, Y. Menjo, T. Nemoto and Y. Hamada, General Approach to Nitrogen-Bridged Bicyclic Frameworks by Rh-Catalyzed Formal Carbenoid Insertion into an Amide C–N Bond, *J. Org. Chem.*, **80**, 10317 (2015).
  - R. F. George, N. Samir, I. M. Ayoub, E. M. Shalaby, N. Demitri and M. Wink, Synthesis, Antiproliferative Activity and 2D-QSAR Study of Some 8-Alkyl-2,4-bisbenzylidene-3-nortropinones, *Future Med. Chem.*, **10**, 2815 (2018).
  - H. N. Pati, U. Das, S. Das, B. Bandy, E. De Clercq, J. Balzarini, M. Kawase, H. Sakagami, J. W. Quail, J. P. Stables and J. R. Dimmock, The Cytotoxic Properties and Preferential Toxicity to Tumour Cells Displayed by Some 2,4-Bis(benzylidene)-8-methyl-8-azabicyclo[3.2.1]octan-3-ones and 3,5-Bis(benzylidene)-1-methyl-4-piperidones, *Eur. J. Med. Chem.*, **44**, 54 (2009).
  - D. I. Jung, C. S. Park, Y. H. Kim, D. H. Lee, Y. G. Lee, Y. M. Park and S. K. Choi, Synthesis of 2,4-Disubstituted Nortropinone Derivatives by Aldol Condensation, *Synth. Commun.*, **31**, 3255 (2001).
  - G. R. Zheng, L. P. Dwoskin and P. A. Crooks, The Preparation of 2-Arylmethylidene-8-methyl-8-azabicyclo[3.2.1]octan-3-ones, *Synth. Commun.*, **34**, 1931 (2004).
  - D. I. Jung, J. H. Song, D. H. Lee, Y. H. Kim, Y. G. Lee and J. T. Hahn, Synthesis of 2-Substituted 8-Azabicyclo[3.2.1]octan-3-ones in Aqueous NaOH Solution of Low Concentration, *Bull. Korean Chem. Soc.*, **27**, 1493 (2006).
  - A. Nodzewska, K. Sidorowicz and M. Sienkiewicz, Solvent-Free Synthesis of a Secondary N-Benzhydrylamine as a Chiral Reagent for Asymmetric Deprotonation of Bicyclic N-Benzylamino Ketones, *Synthesis*, **46**, 1475 (2014).
  - R. Lazny, A. Ratkiewicz, A. Nodzewska and J. Wysocka, A DFT Study of the Origins of the Stereoselectivity in the Aldol Reaction of Bicyclic Amino Ketones in the Presence of Water, *Tetrahedron Lett.*, **53**, 5871 (2012).
  - R. Lazny, A. Nodzewska and I. Tomczuk, Spontaneous and Diastereoselective Aldol Reactions of Cyclic β-amino Ketones in the Presence of Water, *Tetrahedron Lett.*, **52**, 5680 (2011).
  - N. S. M. Ismail, R. F. George, R. A. T. Serya, F. N. Baseliou, M. El-Manawaty, E. M. Shalaby and A. S. Girgis, Rational Design, Synthesis and 2D-QSAR Studies of Antiproliferative Tropane-Based Compounds, *RSC Adv.*, **6**, 101911 (2016).
  - A. F. Mabied, A. S. Girgis, E. M. Shalaby, R. F. George, B. E. M. El-Gendy and F. N. Baseliou, Stereoselective Synthesis, Structural and Spectroscopic Study of 4,5,11-Triazatricyclo[6.2.1.0\*2,6\*]Undec-5-ene, *J. Heterocyclic Chem.*, **53**, 1074 (2016).
  - G. R. Zheng, L. P. Dwoskin, A. G. Deaciuc and P. A. Crooks, Synthesis and Evaluation of a Series of Tropane Analogues as Novel Vesicular Monoamine Transporter-2 Ligands, *Bioorg. Med.*

- Chem. Lett.*, **15**, 4463 (2005).
37. E. Fereyduni, J. N. Sanders, G. Gonzalez, K. N. Houk and A. J. Grenning, Transient [3,3] Cope Rearrangement of 3,3-Dicyano-1,5-dienes: Computational Analysis and 2-Step Synthesis of Arylcycloheptanes, *Chem. Sci.*, **9**, 8760 (2018).
38. M. M. Heravi, V. Zadsirjan, M. Dehghani and T. Ahmadi, Towards Click Chemistry: Multicomponent Reactions via Combinations of Name Reactions, *Tetrahedron*, **74**, 3391 (2018).
39. D. C. Wang, C. Fan, Y. M. Xie, S. Yao and H. Song, Efficient and Mild One-Pot Synthesis of (E)-8'-arylidene-5',6',7',8'-tetrahydrospiro[oxindole-3,4'-pyrano[3,2-c]pyridin] Derivatives with Potential Antitumor Activity, *Arab. J. Chem.*, **12**, 1918 (2019).
40. F. Liéby-Muller, C. Simon, T. Constantieux and J. Rodriguez, Current Developments in Michael Addition-Based Multicomponent Domino Reactions Involving 1,3-Dicarbonyls and Derivatives, *QSAR Comb. Sci.*, **25**, 432 (2006).